

Newton Tony Primary School CE VC

Spring 2 term learning journey in Hedgehogs Class

Literacy

Learning and retelling stories:



We will be exploring the books:

The Gingerbread man
Oliver's vegetables
The Magic Porridge Pot

We will continue to label, write captions and practise our letter formation, as well as:

- Perform and practise poems for World Book Day.
- Write instructions for our own vegetable soup dish.
- Make wanted posters
- Sequence and act out parts of a story
- Create their own version of Magic Porridge Pot

We are reading...



Mathematics

Exploring number in the environment and world around us is great fun. We learn with a range of practical resources to help our maths come to life!

We will be learning how to:

Order and sequence time

Representing and comparing numbers to 10

One more and one less

Bonds to 10

Doubles to 10

Recognising and naming 3d shapes

Phonics

We continue to learn our Little Wandle Phonics:

Week 1 review Phase 3: ai ee igh oa oo ar or ur oo ow oi ear

Week 2 review Phase 3: er air words with double letters longer words

Week 3 words with two or more digraphs

Week 4 longer words, words ending in -ing compound words

Week 5 longer words, words with s in the middle /z/ s words ending -s words with -es at end /z/

Understanding the World

We love to explore and ask questions about the world around us.

We will:

Grow and care for seeds.

Discover what happens to our gingerbread man if he falls in different puddles.

Explore floating and sinking.

Investigate the foods we ate as a baby, look at photos of us eating as babies-how has this changed?

Use a paint programme to decorate their own porridge pot.

Key Vocabulary

• **Ingredients** Any foods which are mixed together to make a particular dish.

Concoction: a strange or unusual mixture of things.

Transformation: to change the form, look or shape

Feast: a large meal

Slurping: to eat or drink with a loud sucking noise.

Expressive Arts and Design

We will:


Explore colour mixing and using these skills to paint pictures of a variety of fruit and vegetables.

Use a selection of dried peas or beans to make shakers and noisemakers for our own musical performance.

Design and make a bridge for the Gingerbread Man to cross the river.

Make and decorate our own papier mâché pots.

Artist focus: Freda Kahlo



Physical Development

In our PE lessons we will be focusing on gymnastics. In particular, we will:

Create shapes showing a basic level of stillness using different parts of our bodies.

Begin to take weight on different body parts.

Show shapes and actions that stretch our bodies.

Copy and link simple actions together.

PHSE

In our Jigsaw sessions, we will focus on being healthy

We will learn about:

- Our exercising bodies
- Physical activity
- Healthy food
- The importance of sleep
- Keeping clean
- Safety

Please remember:

To check/rename and label all school clothes.

Wellies for outdoor use

Healthy afternoon snacks

To continue practising your phonic sounds and tricky words

Please share with us:

Photos of your child as a baby when they are eating.

Wow Moments

Mother's Day picnic
Easter activities
Science week

RE

Our Understanding Christianity concept is Salvation.

Our Key Question is:

Why do Christians put a cross in an Easter garden?